

AZ733W

DPST MINIATURE POWER RELAY

FEATURES

- Dielectric strength 5000 Vrms
- 1.5 mm contact gap
- Epoxy sealed version available
- 10 Amp switching — double pole contacts
- Isolation spacing greater than 8 mm
- UL, CUR file E44211
- TÜV certificate R50129285



CONTACTS

Arrangement	DPST (2 Form A)
Ratings	Resistive load: Max. switched power: 300 W or 2500 VA Max. switched current: 10 A Max. switched voltage: 150 VDC* or 400 VAC * Note: If switching voltage is greater than 30 VDC, special precautions must be taken. Please contact the factory.
Rated Load UL, CUR	10 A at 250 VAC general use 100k cycles [1] [2] [3] TV-3 at 125 VAC [1]
TÜV	10 A at 30 VDC resistive, 100k cycles [1] [2] [3] 10 A at 250 VAC resistive, 100k cycles [1] [2] [3]
Material	Silver cadmium oxide [1], silver tin oxide [2] or silver nickel [3]
Resistance	< 50 milliohms initially

COIL

Power At Pickup Voltage (typical)	450 mW
Max. Continuous Dissipation	2.0 W at 20°C (68°F) ambient
Temperature Rise	40°C (83°F) at nominal coil voltage
Temperature	Max. 130°C (266°F)

NOTES

1. All values at 20°C (68°F).
2. Relay may pull in with less than "Must Operate" value.
3. Specifications subject to change without notice.

GENERAL DATA

Life Expectancy Mechanical Electrical	Minimum operations 5 x 10 ⁵ 1 x 10 ⁵ at 10 A 250 VAC Res.
Operate Time (typical)	10 ms at nominal coil voltage
Release Time (typical)	4 ms at nominal coil voltage (with no coil suppression)
Dielectric Strength (at sea level for 1 min.)	5000 Vrms contact to coil 3000 Vrms between open contacts 3000 Vrms between contact sets
Insulation Resistance	1000 megohms min. at 20°C, 500 VDC, 50% RH
Dropout	Greater than 10% of nominal coil voltage
Ambient Temperature Operating Storage	at nominal coil voltage -40°C (-40°F) to 70°C (158°F) -40°C (-40°F) to 105°C (221°F)
Vibration	0.062" (1.5 mm) DA at 10–55 Hz
Shock	10 g
Enclosure	P.B.T. polyester
Terminals	Tinned copper alloy, P.C.
Max. Solder Temp.	270°C (518°F)
Max. Solder Time	5 seconds
Max. Solvent Temp.	80°C (176°F)
Max. Immersion Time	30 seconds
Weight	18 grams
Packing unit in pcs	50 per plastic tray / 500 per carton box

ZETTLER electronics GmbH

Junkersstrasse 3, D-82178 Puchheim, Germany

Tel. +49 89 800 97 0
Fax +49 89 800 97 200

office@ZETTLERelectronics.com
www.ZETTLERelectronics.com

AZ733W

RELAY ORDERING DATA

COIL SPECIFICATIONS				ORDER NUMBER	
Nominal Coil VDC	Must Operate VDC	Max. Continuous VDC	Coil Resistance Ohm	Unsealed	Sealed
3	2.25	4.7	11.3 ± 10%	AZ733W-2A-3D	AZ733W-2A-3DE
5	3.8	7.9	31 ± 10%	AZ733W-2A-5D	AZ733W-2A-5DE
6	4.5	9.5	45 ± 10%	AZ733W-2A-6D	AZ733W-2A-6DE
9	6.8	14.2	101 ± 10%	AZ733W-2A-9D	AZ733W-2A-9DE
12	9.0	18.9	180 ± 10%	AZ733W-2A-12D	AZ733W-2A-12DE
18	13.5	28.4	405 ± 10%	AZ733W-2A-18D	AZ733W-2A-18DE
24	18.0	37.9	720 ± 15%	AZ733W-2A-24D	AZ733W-2A-24DE
48	36.0	75.9	2,880 ± 15%	AZ733W-2A-48D	AZ733W-2A-48DE
60	45.0	94.8	4,500 ± 15%	AZ733W-2A-60D	AZ733W-2A-60DE
110	82.5	183.3	16,800 ± 15%	AZ733W-2A-110D	AZ733W-2A-110DE

* Add suffix "B" to "2A" for silver nickel contacts.
Add suffix "E" to "2A" for silver tin oxide contacts.

MECHANICAL DATA

Top view dimensions: 1.14 (29) width, 1.02 (25.9) height, .160 ± .015 (4.2 ± .4) terminal height.

Side view dimensions: .51 (13) width, 0.015 (0.38) terminal thickness.

Terminal No.	Dimensions Tol.: ± 0.005 (0.13)
1,4,5,8	0.018 (0.457) x 0.038 (0.965)
3,6	0.011 (0.279) x 0.038 (0.965)

PC BOARD LAYOUT

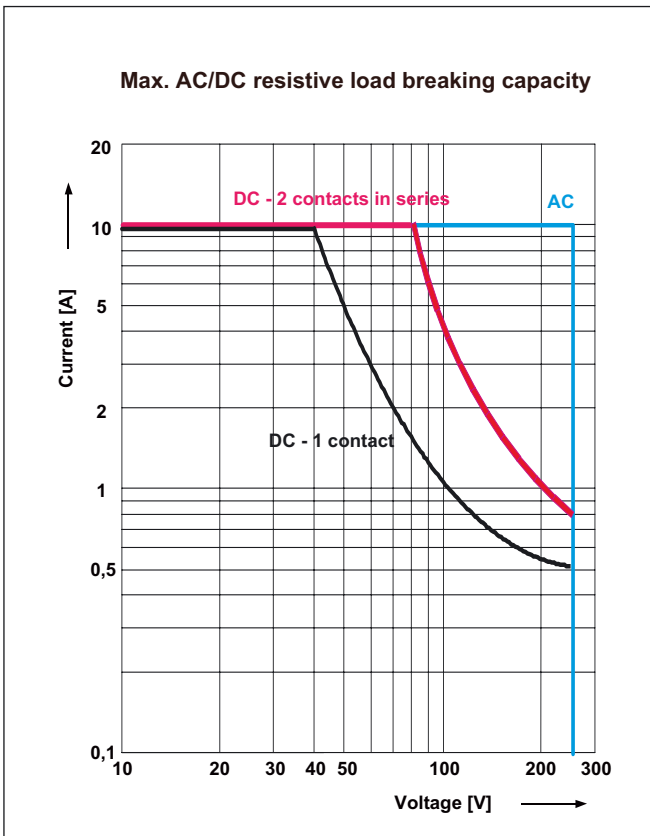
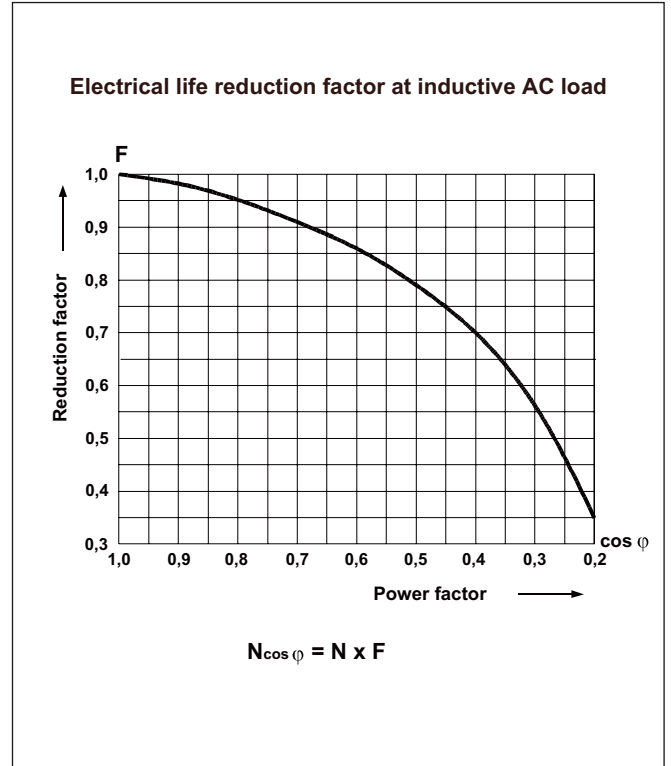
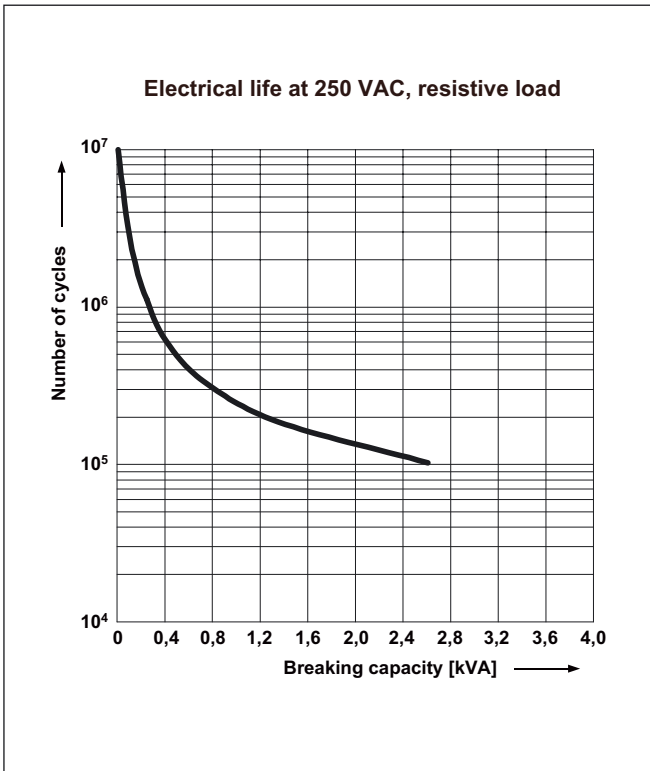
Viewed toward terminals

WIRING DIAGRAM

Viewed toward terminals

Dimensions in inches with metric equivalents in parentheses. Tolerance: ± .010"

AZ733W



ZETTLER electronics GmbH

Junkersstrasse 3, D-82178 Puchheim, Germany

Tel. +49 89 800 97 0
Fax +49 89 800 97 200

office@ZETTLERelectronics.com
www.ZETTLERelectronics.com