

AZ692/AZ693

10 AMP MINIATURE POWER RELAY

FEATURES

- Isolation spacing greater than 8 mm
- Dielectric strength 4000 Vrms coil to contact
- Approvals/Standards include UL, CSA, VDE, IEC, CEE, SEMKO
- Single pole — Forms A, B, C available
- 10 Amp switching
- Life expectancy to 30 million operations
- Epoxy sealed version for automatic wave soldering and cleaning
- UL file E44211; CSA file LR 85091; VDE 4120-4940-4002/A1



CONTACTS

Arrangement	SPDT (1 Form C) SPST (1 Form A and 1 Form B)
Ratings	Resistive load: Max. switched power: 300 W or 2500 VA Max. switched current: 10 A; 64 A for 2 ms Max. switched voltage: 150* VDC or 380 VAC UL Rating 10 A at 24 VDC or 115 VAC 1/4 HP 120 VAC motor load 10 A at 250 VAC B 300 pilot duty * If switching voltage is greater than 30 VDC, special precautions must be taken. Please contact the factory.
Material	Silver cadmium oxide
Resistance	< 30 milliohms initially (at rated current, voltage drop method)

COIL

Power	
At Pickup Voltage (typical)	Standard coil: 337 mW Sensitive coil: 234 mW
Max. Continuous Dissipation	1.9 W at 20°C (68°F) ambient 1.4 W at 40°C (104°F) ambient
Temperature Rise	Standard: 40°C (72°F) at nominal coil voltage Sensitive: 26°C (47°F) at nominal coil voltage
Temperature	Max. 110°C (230°F)

GENERAL DATA

Life Expectancy Mechanical Electrical	Minimum operations 30 million operations 1 x 10 ⁵ at 10 A, 30 VDC or 115 VAC 2 x 10 ⁵ at 8 A, 250 VAC
Operate Time (typical)	6 ms at nominal coil voltage
Release Time (typical)	2 ms at nominal coil voltage (with no coil suppression)
Dielectric Strength (at sea level for 1 min.)	4000 Vrms coil to contact 1000 Vrms between open contacts
Insulation Resistance	10,000 megohms min. at 20°C, 500 VDC, 50% RH
Dropout	Greater than 10% of nominal coil voltage
Ambient Temperature Operating Storage	At nominal coil voltage Standard: -55°C (-67°F) to 70°C (158°F) Sensitive: -55°C (-67°F) to 80°C (176°F) Both: -55°C (-67°F) to 110°C (230°F)
Vibration	0.062" DA at 10-55 Hz
Shock	20 g
Enclosure	P.B.T. polyester
Terminals	Tinned copper alloy, P.C.
Max. Solder Temp.	270°C (518°F)
Max. Solder Time	5 seconds
Max. Solvent Temp.	80°C (176°F)
Max. Immersion Time	30 seconds
Weight	17 grams

NOTES

1. All values at 20°C (68°F).
2. Relay may pull in with less than "Must Operate" value.
3. Unsealed relays should not be dip cleaned.
4. Specifications subject to change without notice.



AMERICAN ZETTLER, INC.

75 COLUMBIA • ALISO VIEJO, CA 92656 • PHONE: (949) 831-5000 • FAX: (949) 831-8642 • E-MAIL: SALES@AZETTLER.COM

7/17/98W

AZ692/AZ693

INTERNATIONAL APPROVALS

Passed International Electrical Code IEC 380		Norway	NEMKO 55938/M 54234 T
Germany	VDE 0860/8.81 paragraphs 10, 14	Finland	SEIT 050471-01
	VDE 0806/8.81 paragraphs 7, 11, 15, 16, 29	Switzerland	SEV D 3.31/98
	VDE 0631/9.77 paragraphs 9, 12, 14	U.S.A.	UL File E44211
	VDE 0730/T.1/3.72 paragraph 22	Canada	CSA File LR85091
Sweden	SEMKO 43-95771/1-2 SEMKO 43-95765/1-2		

RELAY ORDERING DATA: Single Pole .138 Spacing

COIL SPECIFICATIONS				ORDER NUMBER*	
Nominal Coil VDC	Max. Continuous VDC	Coil Resistance $\pm 10\%$	Must Operate VDC	Unsealed	Sealed
5	8	38	3.5	AZ692-125-2	AZ2692-125-2
6	10	58	4.2	AZ692-112-2	AZ2692-112-2
12	19	215	8.4	AZ692-08-2	AZ2692-08-2
24	35	740	16.8	AZ692-560-2	AZ2692-560-2
48	74	3,200	33.6	AZ692-04-2	AZ2692-04-2

COIL SPECIFICATIONS				ORDER NUMBER*	
Nominal Coil VDC	Max. Continuous VDC	Coil Resistance $\pm 10\%$	Must Operate VDC	Unsealed	Sealed
5	8	47	3.5	AZ692-118-52	AZ2692-118-52
6	10	80	4.2	AZ692-010-52	AZ2692-010-52
12	21	330	8.4	AZ692-071-52	AZ2692-071-52
24	41	1,200	16.8	AZ692-052-52	AZ2692-052-52
48	80	4,700	33.6	AZ692-518-52	AZ2692-518-52

*Substitute "4 or 54," "6 or 56" in place of "2 or 52" to indicate 1 Form A and 1 Form B respectively.

HARDWARE ORDERING DATA — AZ692†

DESCRIPTION	ORDER NUMBER	DESCRIPTION	ORDER NUMBER
Socket	ST482-U1	Retainer	ST482-2

† See following pages for diagram

MECHANICAL DATA

**AZ692
PC BOARD LAYOUT
Viewed toward terminals**

WIRING DIAGRAM

I FORM C
(SPDT)

I FORM B
(SPDT - NC)

I FORM A
(SPDT - NO)

Viewed toward terminals

Dimensions in inches with metric equivalents in parentheses. Tolerance: $\pm .010$ "



AMERICAN ZETTLER, INC.

75 COLUMBIA • ALISO VIEJO, CA 92656 • PHONE: (949) 831-5000 • FAX: (949) 831-8642 • E-MAIL: SALES@AZETTLER.COM

7/17/98W

AZ692/AZ693

RELAY ORDERING DATA: Single Pole .100 Spacing

STANDARD RELAYS: 1 Form C (SPDT)					
COIL SPECIFICATIONS				ORDER NUMBER*	
Nominal Coil VDC	Max. Continuous VDC	Coil Resistance $\pm 10\%$	Must Operate VDC	Unsealed	Sealed
5	8	38	3.5	AZ693-125-2	AZ2693-125-2
6	10	58	4.2	AZ693-112-2	AZ2693-112-2
12	19	215	8.4	AZ693-08-2	AZ2693-08-2
24	35	740	16.8	AZ693-560-2	AZ2693-560-2
48	74	3,200	33.6	AZ693-04-2	AZ2693-04-2

SENSITIVE RELAYS: 1 Form C (SPDT)					
COIL SPECIFICATIONS				ORDER NUMBER*	
Nominal Coil VDC	Max. Continuous VDC	Coil Resistance $\pm 10\%$	Must Operate VDC	Unsealed	Sealed
5	8	47	3.5	AZ693-118-52	AZ2693-118-52
6	10	80	4.2	AZ693-010-52	AZ2693-010-52
12	21	330	8.4	AZ693-071-52	AZ2693-071-52
24	41	1,200	16.8	AZ693-052-52	AZ2693-052-52
48	80	4,700	33.6	AZ693-518-52	AZ2693-518-52

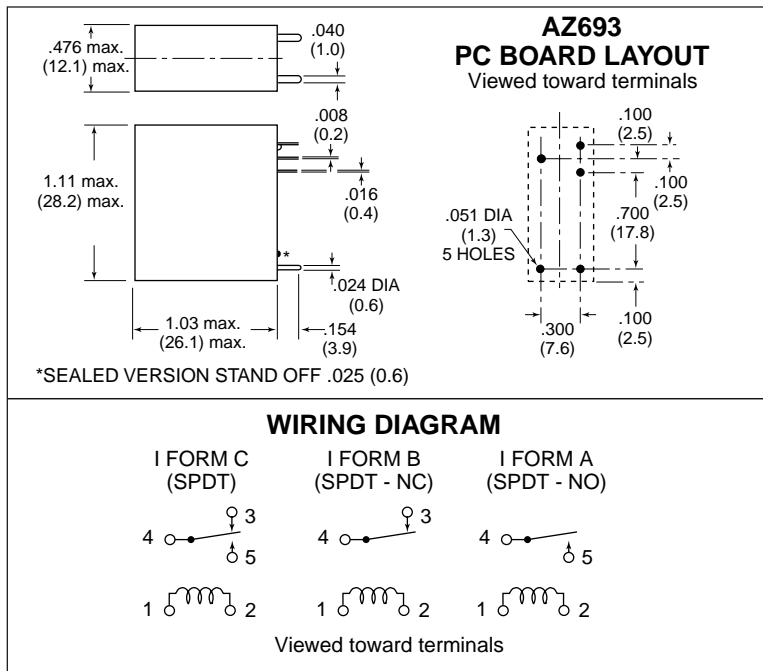
*Substitute "4 or 54," "6 or 56" in place of "2 or 52" to indicate 1 Form A and 1 Form B respectively.

HARDWARE ORDERING DATA — AZ693†

DESCRIPTION	ORDER NUMBER	DESCRIPTION	ORDER NUMBER
Socket	ST483-U1	Retainer	ST482-2

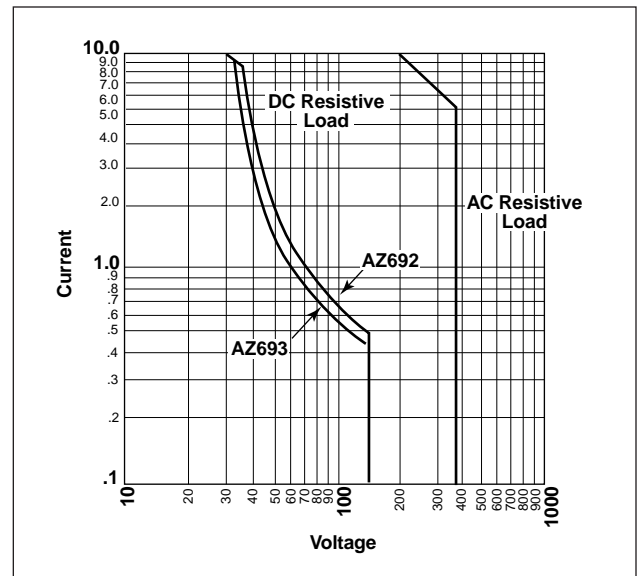
† See following pages for diagram

MECHANICAL DATA



Dimensions in inches with metric equivalents in parentheses. Tolerance: $\pm .010$ "

MAXIMUM SWITCHING CAPACITY



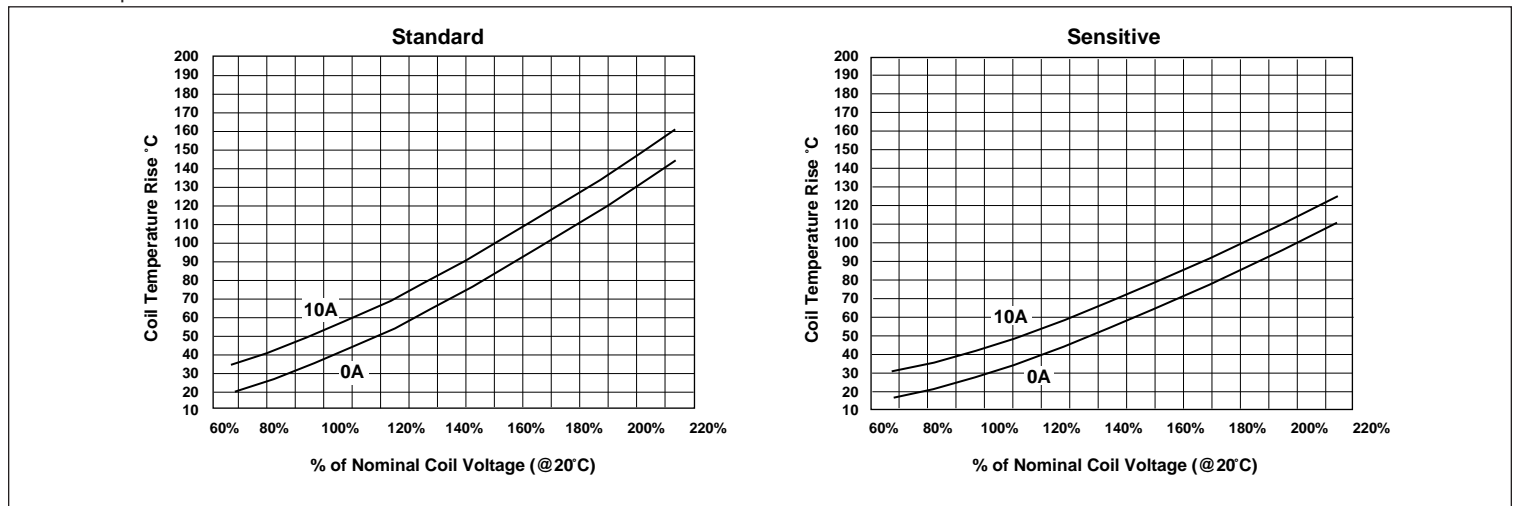
AMERICAN ZETTLER, INC.

75 COLUMBIA • ALISO VIEJO, CA 92656 • PHONE: (949) 831-5000 • FAX: (949) 831-8642 • E-MAIL: SALES@AZETTLER.COM

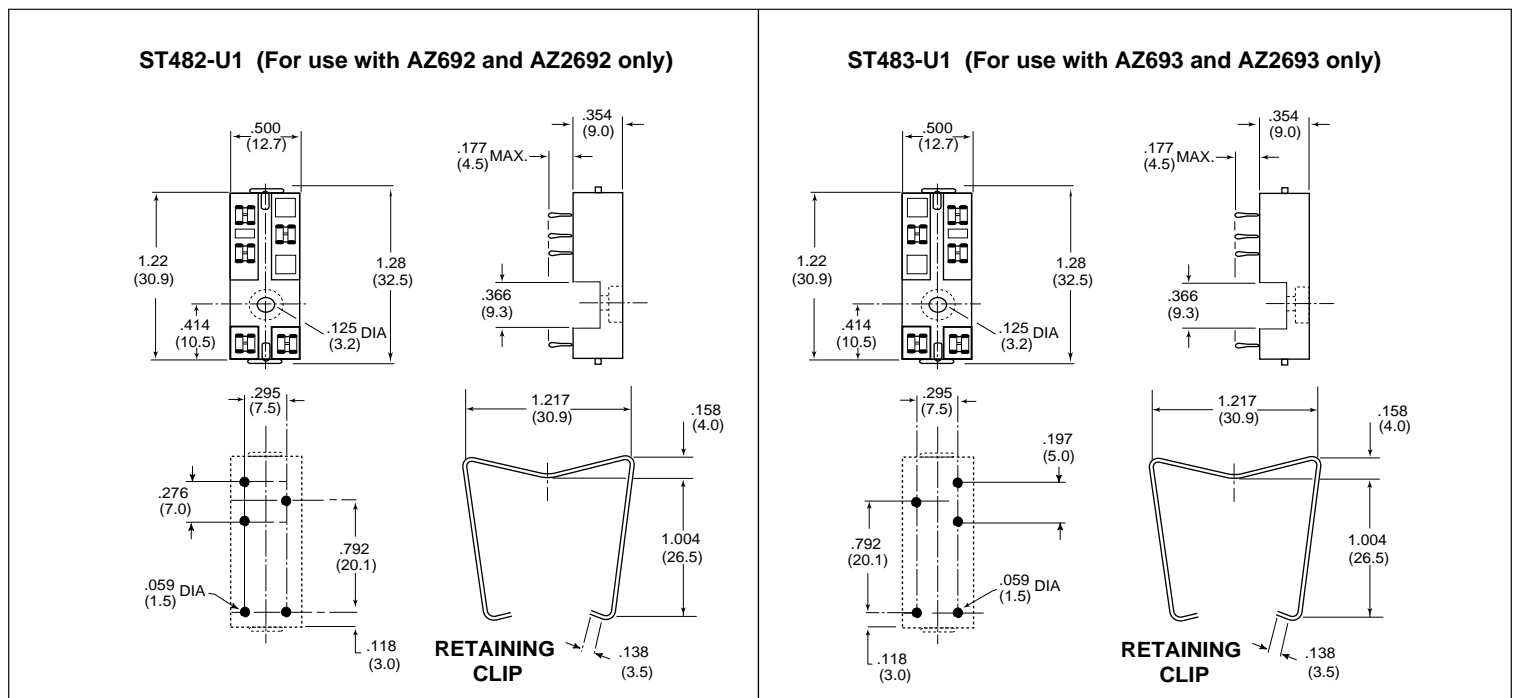
7/17/98W

AZ692/AZ693

Coil Temperature Rise



HARDWARE SPECIFICATIONS



Dimensions in inches with metric equivalents in parentheses. Tolerance: $\pm .010$ "



AMERICAN ZETTLER, INC.

75 COLUMBIA • ALISO VIEJO, CA 92656 • PHONE: (949) 831-5000 • FAX: (949) 831-8642 • E-MAIL: SALES@AZETTLER.COM

7/17/98W